

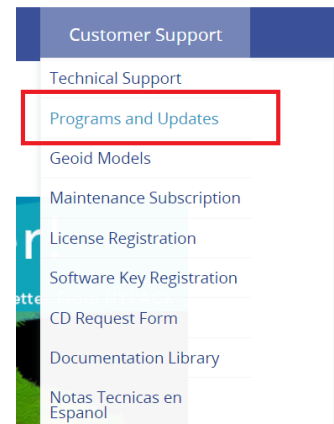


Installing HYPACK Quarterly Updates

By John Lindberg

HYPACK releases updates for its software products every quarter of the year. Quarter 4 (end of December) coincides with the release of the annual software install, so this quarterly update is omitted in favor of a complete install. The first 3 quarters, however, are compressed (*.zip) files containing updates relative to the most current annual install. We decided to make these *.zip file releases available to make it easier for users to update their HYPACK software without having to deal with installers. Many corporations and government agencies frown upon allowing users to run installers on their workstations, and these are commonly blocked by your friendly IT professional. In this article, I will demonstrate how to download the Q2 Update for HYPACK® 2021.

1. **Open your web browser and navigate to www.hypack.com.**
2. **In the menu, select CUSTOMER SUPPORT- PROGRAMS AND UPDATES.** This will take you to the HYPACK Downloads page.
3. **Navigate down to “New Release”.** You should see the latest update listed at the top of the New Release section. In the example below, the most recent is highlighted (HYPACK 2021 Q2 Update).



New Releases & Program Updates

Thanks to great suggestions from our customers, we routinely add improvements to our software. New made available to our Maintenance Plan subscribers on our website. Typically, we release a new version patches are issued immediately and become available on our website. You can contact our support group (help@hypack.com) if you have any issues downloading. Subscribers to our HYPACK Software Maintenance Plan receive updates and releases at no additional cost.

IMPORTANT: Due to a Windows Security protocol, you must unblock the content of downloaded ZIP file content.

To install the content of a ZIP format update, do the following:

1. **Download the ZIP file.**
2. **Close HYPACK.**
3. **Tell Windows the ZIP file is safe.** In Windows Explorer, right click on the ZIP file and select Properties [Unblock] then [OK].
4. **Extract the enclosed files to your HYPACK install folder.** If it asks whether you want to replace the e

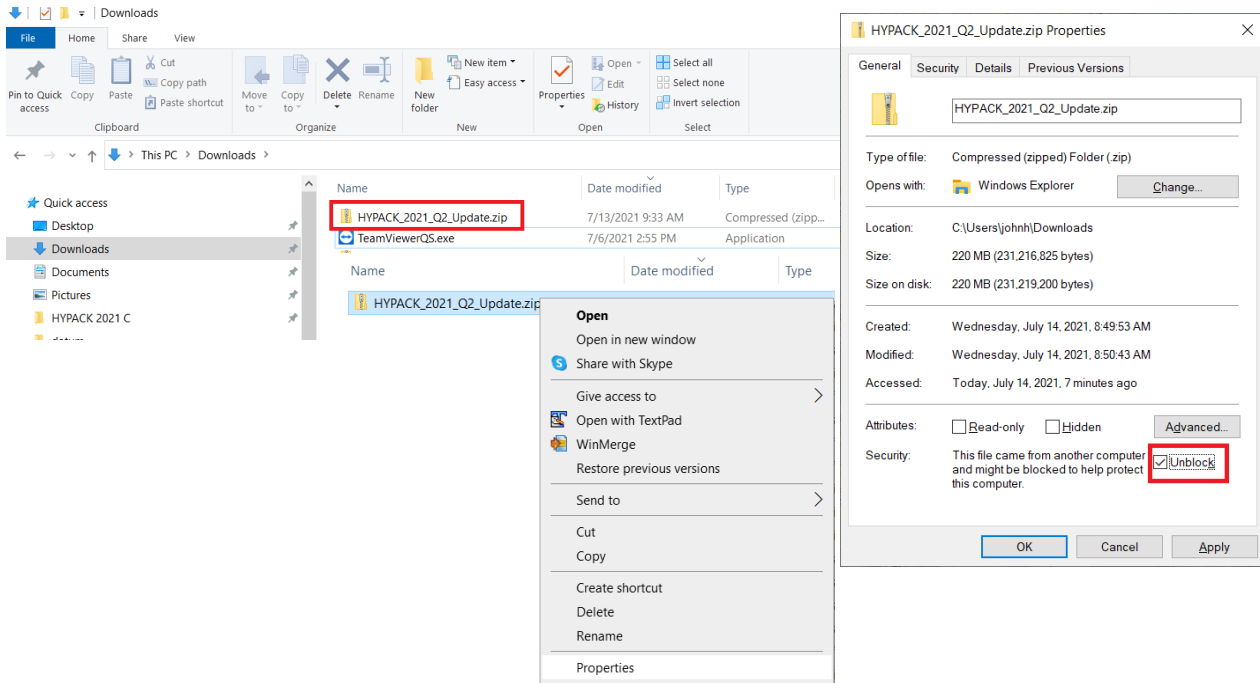
New Release

HYPACK 2021 Q2 Updates	220MB	(released 7/12/21)
HYPACK 2021 Q1 Updates	125.4MB	(released 4/12/21)
HYPACK 2021 v. 21.0.6 (64-bit, Recommended)	1.5GB	(released 2/1/21)
HYPACK 2021 v. 21.0.6 (32-bit)	1.3GB	(released 2/1/21)
HYPACK 2021 VDatum	810MB	(released 2/1/21)

NOTE: No need to download previous updates because the most recent quarterly update also contains changes from previous updates.

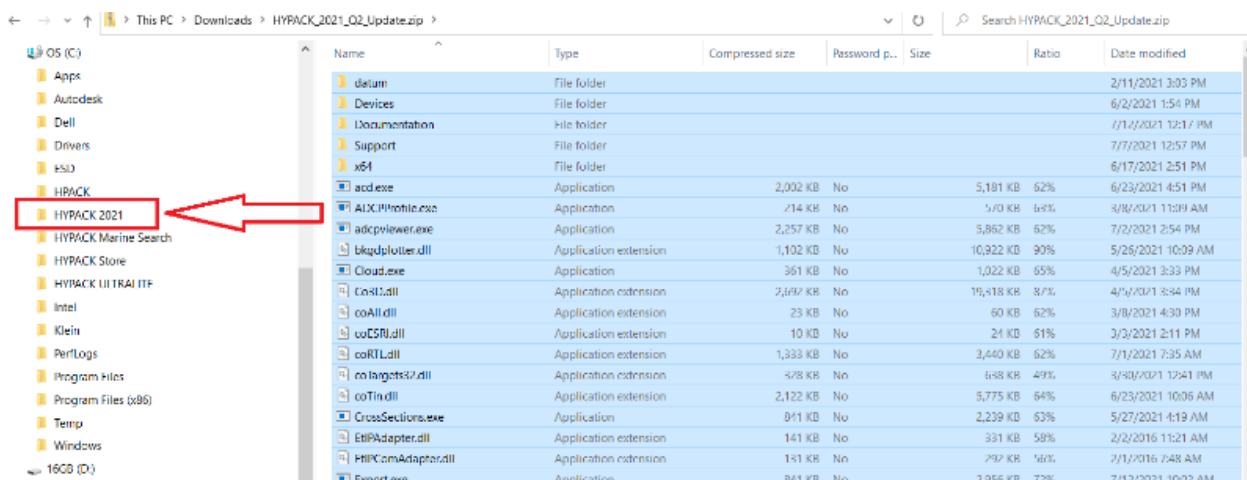
4. Click on the release link and it will start to download to your \Downloads folder.
5. Open File Explorer and navigate to your Downloads folder. There you will find HYPACK_2021_Q2_Update.zip.
6. Right-click on HYPACK_2021_Q2_Update.zip and then select Properties at the bottom of the list. This will open the Properties dialog.
7. Check the Unblock checkbox, then click[Apply] and [OK].

Unblocking the Updates *.ZIP File



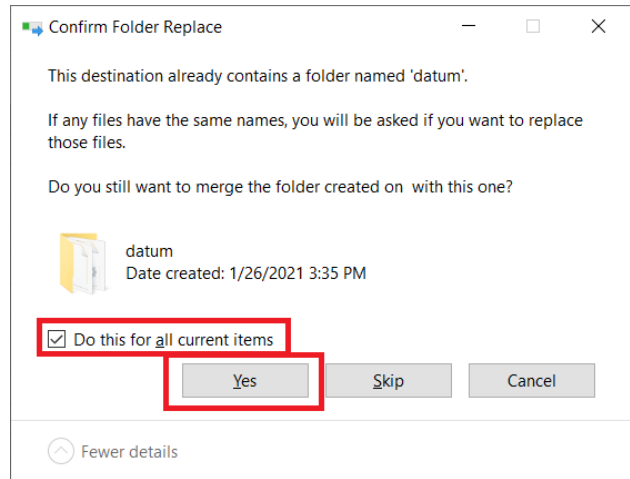
8. Double-click on the HYPACK_2021_Q2_Update.ZIP file. The ZIP file will either open up in File Explorer or your default ZIP program.
9. Select all the files within the ZIP file (Ctrl-A) and drag them into your HYPACK 2021 folder.

Copying the Update Files to your HYPACK® Install Folder



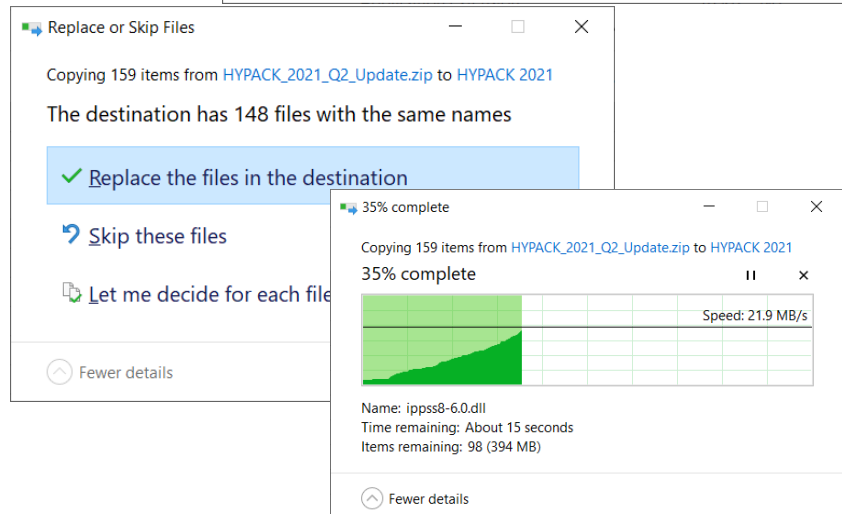
10. If a dialog pops up asking to replace folders, check the **Do This For All Current Items** checkbox, then click **[Yes]**.

As files are being copied to the HYPACK 2021 folder you will see another dialog box pop up, asking to replace or skip files.



11. Click **Replace The Files In The Destination.**

You will then see a progress bar on the screen as the HYPACK program files are updated.



Once the progress window closes, your HYPACK® 2021 install will be updated to the most recent version.

To verify the update: Open HYPACK® 2021 and select the HELP - ABOUT menu item. At the bottom of the dialog you will see "SHELL 21.2.x."

HYPACK version numbers have a year and quarter significance, so in the example:

21.2.6.0

- 21 is the annual version (HYPACK 2021)
- 2 is the quarter (2nd quarter)
- The 3rd value (6) can be different depending on whether additional updates were sent to a customer for testing, bug fixes, etc.
- The 4th value is mostly unused.

So long as you see the most recent annual version and quarter your version of HYPACK is up to date! Enjoy!

